




Year: 1 Sum2		Main theme/ driving subject: Beaches					
<div><div><div>experiment</div><div>play</div><div>make a difference</div><div>Involve community</div><div></div><div>Hand</div><div>Use real life learning experiences</div><div>real and relevant</div><div>creativity</div></div><div><div>motivate</div><div>engage</div><div>inspire</div><div>personalise</div><div></div><div>Heart</div><div>Encourage a love of learning</div><div>celebrates diversity</div><div>ethical</div><div>inclusive</div></div><div><div>What will the children know?</div><div>What will the children be able to do?</div><div></div><div>Head</div><div>Enriching memorable moments</div><div>progressive</div><div>Connect learning</div></div></div>							
Through this unit of work we are... Planning and preparing for a trip to the beach Visiting a U.K. beach Using compasses for direction Creating sculptures using natural materials							
	Week 1 4 days	Week 2 Phonics Screening Week	Week 3 Sports Week	Week 4	Week 5	Week 6 Trip to the beach	Week 7
Reading for pleasure	Gracie the Lighthouse Cat	Gracie the Lighthouse Cat	Stella and the Seagull	Stella and the Seagull	The Storm Whale	Our trip to the beach recount	The Storm Whale continued
Reading Lenses	Interrogating facts	Solving problems	Themes	Impact	Impact	Characters	Characters
Phonics/ Spelling	Phonics screening prep. and revision	Phonics screening assessment week	Book 31 ur, ir, er ear, or u, o, ou, our ar a, al	Book 32 s, si, -ge w, wh, u f, ff ph, gh Book 33 ch, ie, ow, a	Book 34 ch, -tch, -ture sh, ch ti, ci, ssi, sci g, gu, gue, gh	Book 35 ear, eer, ere, ier air, are, ear, ere n, nn, kn, gn r, rr, wr, rh	Book 36 m, mm, mb, mn c, k, ck, ch, qu, que or, ore, our, oor, oar aw, au, al, augh, ough
Grammar & Punctuation	Use ‘and’ to join words and clauses	Use ‘and’ to join words and clauses	Identify and write a direct object	Identify and write a compound object	Identify and write a compound subject	Identify and write the prefix un- to change the meaning of the adjectives	Identify and write the prefix -un to change be meaning the verbs
Writing Genre	Narrative story - retelling	Narrative story -retelling	Narrative Story-retelling	Narrative Story-retelling	Narrative Story-retelling	Writing a recount	Narrative Story-retelling
Maths	Position and direction: Describe turns Describe position: left and right, forwards	Place value within 100: Count from 50 – 100 Tens to 100 Partition into tens and ones The numberline to 100	Place value within 100: 1 more, 1 less Compare numbers with the	Money: Unitising Recognise coins Recognise notes Count in coins	Time: Before and after Days of the week Months of the year	Time: Hours, minutes and seconds Tell the time to the hour	Consolidation week

	and backwards, above and below Ordinal numbers		same number of tens Compare any two numbers			Tell the time to the half hour	
Science	Growing and cooking: Where does my food come from?	Seasonal Change: Changes in summer	Seasonal change: Collect and record data	Seasonal change: What are the main changes in each season?	Planting C: Observe changes,	Planting C: Plants - summer	
History							
Geography	Beaches & Beach Holidays Are all of the beaches we visit the same?	Beaches & Beach Holidays Which questions should I ask about the beach before I set off to explore?	Beaches & Beach Holidays How should I choose which beach to visit for a holiday?	Beaches & Beach Holidays Visit to the beach- study the features of a beach.	Beaches & Beach Holidays What direction will my compass points take me?	Beaches & Beach Holidays Which is the most popular seaside resort the children in Y1 have visited?	
Art	Artist Study- Andy Goldsworthy What is sculpture?	Artist Study- Andy Goldsworthy Make natural sculptures out of leaves, stones, flowers and sticks		Artist Study- Andy Goldsworthy Drawing our sculptures focusing on line and pattern	Artist Study- Andy Goldsworthy Make our own shape out of clay and form a whole class sculpture	Artist Study- Andy Goldsworthy Make sculptures out of rocks, pebbles and sand	
DT							
Computing	Introduction to Data Zoo Data Show data in different ways	Introduction to Data Picture Data Use technology to represent data	Introduction to Data Minibeasts Hunt Collect and record data	Introduction to Data Animal branching databases Sort data into a branching database	Introduction to Data Inventions Design an invention to gather data		
Indoor PE	Yoga: Salute the sun Balance Develop coordination while in basic yoga poses and move between them	Yoga: Salute the sun All Fours Increase coordination while on all fours	Sports Day	Yoga: Salute the sun Strength Develop agility by correctly coming into and out of the dog pose	Yoga: Salute the sun Pace Develop agility by varying the speed of movements and poses	Yoga: Salute the sun Standing Develop balance in standing positions	Yoga: Salute the sun Leading Yoga Develop balance when moving between yoga positions
Outdoor PE	Sports Day Practice Sprinting race Egg and spoon race Sack race	Sports Day Practice Target throwing Obstacle race Relay race	Sports Day	Bat and ball skills continued I can apply my racket skills to play a target game	Bat and ball skills continued I can use a cricket bat to control a ball along the ground	Bat and ball skills continued I can use a cricket bat to hit a ball with control	Bat and ball skills continued I can apply my bat and ball skills to play a small-sided game

Music	Let's Perform Together The Bear Went Over The Mountain Singing and Glockenspiels	Let's Perform Together In The Sea Singing and Glockenspiels	Let's Perform Together Alice The Camel Singing and Glockenspiels	Let's Perform Together Ten Green Bottles Singing and Glockenspiels	Let's Perform Together Zoo Time Singing and Glockenspiels		
RE	Islam Enquiry1 Who is God to Muslims? Explain how to show respect	Islam Consider some attributes that Muslims might believe that Allah has	Islam Discuss examples and meaning of some of the 99 names of Allah	Islam Look at ways a Muslim might show respect to Allah in their lives	Islam Describe some of the attributes (names) of Allah and what these might mean	Islam Describe how you can show appreciation to people that care after you	Islam Reflection
Jigsaw	Changing Me I am starting to understand the life cycles of animals and humans I understand that changes happen as we grow and that this is OK	Changing Me Changing Me I can tell you some things about me that have changed and some things about me that have stayed the same I know that changes are OK and that sometimes they will happen whether I want them to or not	Changing Me My Changing Body I can tell you how my body has changed since I was a baby I understand that growing up is natural and that everybody grows at different rates	Changing Me Boys' and Girls' Bodies I can identify the parts of the body that make boys different to girls and can use the correct names for these: penis, testicles, vagina, vulva, anus I respect my body and understand which parts are private	Changing Me Learning & Growing I understand that every time I learn something new I change a little bit I enjoy learning new things	Changing Me Coping with Changes I can tell you about changes that have happened in my life I know some ways to cope with changes	Changing Me Getting ready for Year 2 I can list things I am looking forward to in year 2 I know some ways to cope with changes